

Hi-MO 5

(G2)

LR5-72HIBD 530~550M

- Based on M10-182mm wafer, best choice for ultra-large power plants
- Advanced module technology delivers superior module efficiency
 - M10 Gallium-doped Wafer
 - Integrated Segmented Ribbons
 - 9-busbar Half-cut Cell
- Globally validated bifacial energy yield
- High module quality ensures long-term reliability



12-year Warranty for Materials and Processing



30-year Warranty for Extra Linear Power Output

Complete System and Product Certifications

IEC 61215, IEC 61730, UL 61730

ISO9001:2015: ISO Quality Management System

ISO14001: 2015: ISO Environment Management System

ISO45001: 2018: Occupational Health and Safety

TS62941: Guideline for module design qualification and type approval

LONGI



21.3%
MAX MODULE
EFFICIENCY

0~3%
POWER
TOLERANCE


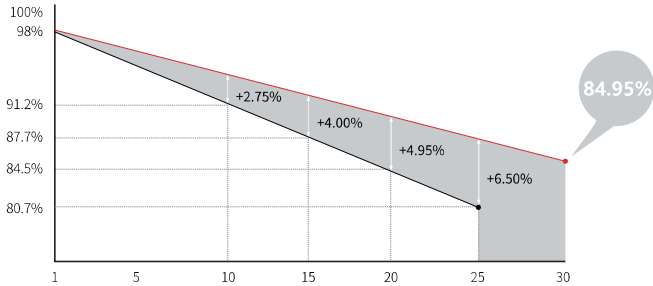
<2%
FIRST YEAR
POWER DEGRADATION

0.45%
YEAR 2-30
POWER DEGRADATION

HALF-CELL
Lower operating temperature

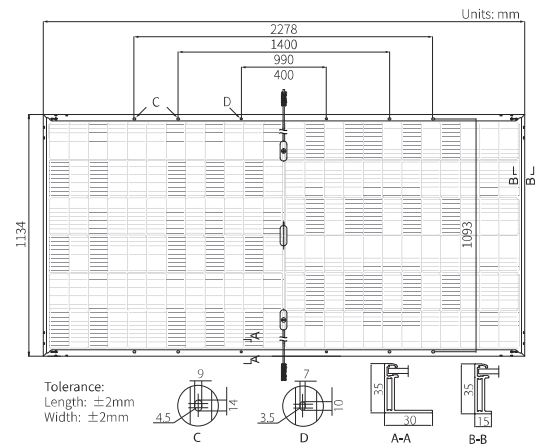
Additional Value

30-Year Power Warranty



Mechanical Parameters

Cell Orientation	144 (6×24)
Junction Box	IP68, three diodes
Output Cable	4mm ² , +400, -200mm length can be customized
Connector	LONGi LR5 or MC4 EVO2
Glass	Dual glass, 2.0+2.0mm heat strengthened glass
Frame	Anodized aluminum alloy frame
Weight	32.6kg
Dimension	2278×1134×35mm
Packaging	31pcs per pallet / 155pcs per 20' GP / 620pcs per 40' HC



Electrical Characteristics

STC : AM1.5 1000W/m² 25°C NOCT : AM1.5 800W/m² 20°C 1m/s Test uncertainty for Pmax: ±3%

Module Type	LR5-72HIBD-530M		LR5-72HIBD-535M		LR5-72HIBD-540M		LR5-72HIBD-545M		LR5-72HIBD-550M	
	STC	NOCT	STC	NOCT	STC	NOCT	STC	NOCT	STC	NOCT
Maximum Power (Pmax/W)	530	396.2	535	399.9	540	403.6	545	407.4	550	411.1
Open Circuit Voltage (Voc/V)	49.20	46.26	49.35	46.40	49.50	46.54	49.65	46.68	49.80	46.82
Short Circuit Current (Isc/A)	13.71	11.07	13.78	11.12	13.85	11.17	13.92	11.23	13.99	11.29
Voltage at Maximum Power (Vmp/V)	41.35	38.58	41.50	38.72	41.65	38.86	41.80	39.00	41.95	39.14
Current at Maximum Power (Imp/A)	12.82	10.27	12.90	10.33	12.97	10.39	13.04	10.45	13.12	10.51
Module Efficiency(%)	20.5		20.7		20.9		21.1		21.3	

Electrical characteristics with different rear side power gain (reference to 540W front)

Pmax/W	Voc/V	Isc/A	Vmp/V	Imp/A	Pmax gain
567	49.50	14.54	41.65	13.61	5%
594	49.50	15.23	41.65	14.26	10%
621	49.60	15.92	41.75	14.91	15%
648	49.60	16.62	41.75	15.56	20%
675	49.60	17.31	41.75	16.21	25%

Operating Parameters

Operational Temperature	-40°C ~ +85°C
Power Output Tolerance	0 ~ 3%
Voc and Isc Tolerance	±3%
Maximum System Voltage	DC1500V (IEC/UL)
Maximum Series Fuse Rating	30A
Nominal Operating Cell Temperature	45±2°C
Protection Class	Class II
Bifaciality	70±5%
Fire Rating	UL type 29 IEC Class C

Mechanical Loading

Front Side Maximum Static Loading	5400Pa
Rear Side Maximum Static Loading	2400Pa
Hailstone Test	25mm Hailstone at the speed of 23m/s

Temperature Ratings (STC)

Temperature Coefficient of Isc	+0.050%/°C
Temperature Coefficient of Voc	-0.265%/°C
Temperature Coefficient of Pmax	-0.340%/°C